

To remove lens

Pull the rubber frame from lens around the centre. Unclip frame and remove lens from end pieces.

To replace lens

1. Push lens tips into cavity around clip area until either end is positioned.

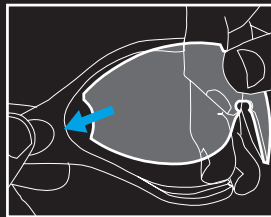
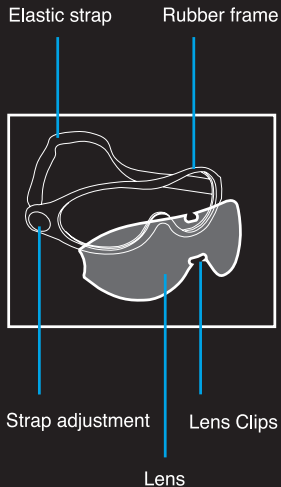
2. & 3. Then push frame onto lens at designated clip points around frame.

4. Secure clips by pushing firmly in centre of frame.

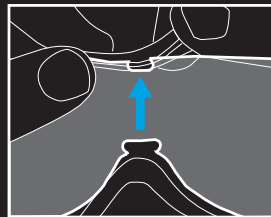
Cleaning lens

Wipe with a soft dry cloth. Do not apply polish or cleaners to lens. For storage keep goggles in blueeye carry case.

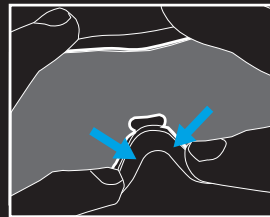
Parts



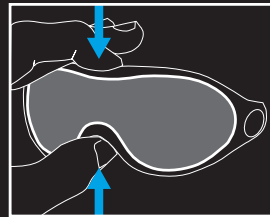
1



2



3



4